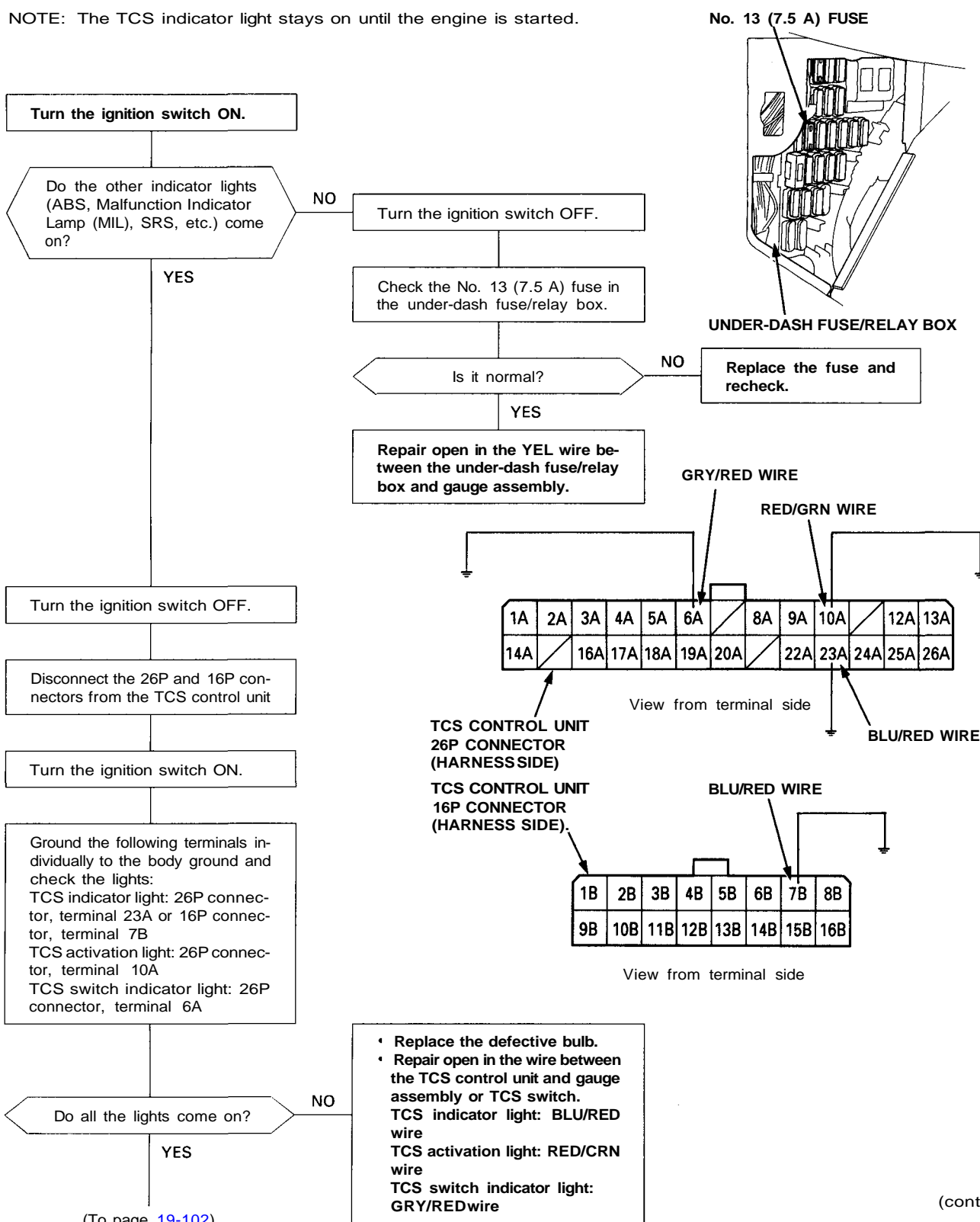




TCS Lights Do Not Come On

The TCS indicator light, TCS activation light and TCS switch indicator light do not come on for two seconds when the ignition switch is first turned on (no bulb check).

NOTE: The TCS indicator light stays on until the engine is started.



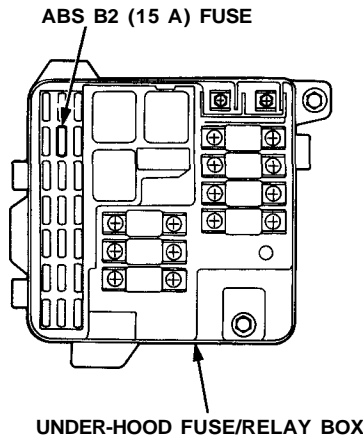
(cont'd)

Troubleshooting

TCS Lights Do Not Come On (cont'd)

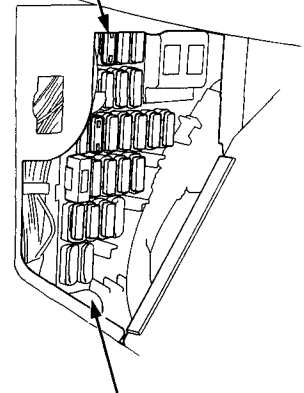
(From page 19-101)

Check the ABS B2 (15 A) fuse in the under-hood fuse/relay box and the No. 22 (20 A) fuse in the under-dash fuse/relay box.



UNDER-HOOD FUSE/RELAY BOX

No. 22 (20 A) FUSE



UNDER-DASH FUSE/RELAY BOX

Are they normal?

NO

Replace the ABS B2 (15 A) fuse and/or No. 22 (20 A) fuse and recheck.

YES

Measure the voltage between the 26P connector terminal 1A (+) and body ground.

Battery voltage?



WHT WIRE (VB)

1A	2A	3A	4A	5A	6A	7A	8A	9A	10A	11A	12A	13A
14A	15A	16A	17A	18A	19A	20A	21A	22A	23A	24A	25A	26A

TCS CONTROL UNIT
26P CONNECTOR
(HARNESS SIDE)

View from terminal side

Is there battery voltage?

NO

Repair open in the WHT wire between the TCS control unit and under-hood fuse/relay box.

YES

Measure the voltage between the 16P connector terminal 10B (+) and body ground.

Battery voltage?



TCS CONTROL UNIT
16P CONNECTOR
(HARNESS SIDE)

1B	2B	3B	4B	5B	6B	7B	8B
9B	10B	11B	12B	13B	14B	15B	16B

View from terminal side

BLK/YEL WIRE (IG1)

Is there battery voltage?

NO

Repair open in the BLK/YEL wire between the TCS control unit and under-dash fuse/relay box.

YES

(To page 19-103)

